



# Chaparral

2023-2024 Student Survey  
Fall 2023



# Summary

Topic Description	Results	Comparison
Academic preparation	93%	91% Washington Elementary School District
School Climate Perceptions of the overall social and learning climate of the school.	82%	77% Washington Elementary School District
School Safety Perceptions of student physical and psychological safety at school.	78%	70% Washington Elementary School District
School operations	72%	75% Washington Elementary School District
Self-Management How well students manage their emotions, thoughts, and behaviors in different situations.	70%	70% Washington Elementary School District
Social Awareness How well students consider the perspectives of others and empathize with them.	84%	79% Washington Elementary School District
Student Engagement	65%	59% Washington Elementary School District
Supportive Relationships How supported students feel through their relationships with friends, family, and adults at school.	91%	85% Washington Elementary School District

228 responses





# School Climate

Your average

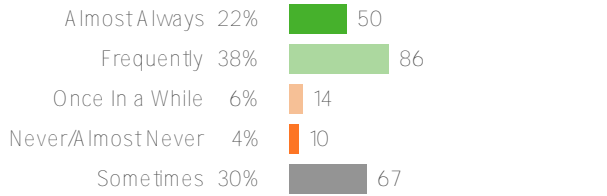
# 82%

228 responses

District average: **77%** Washington Elementary School District

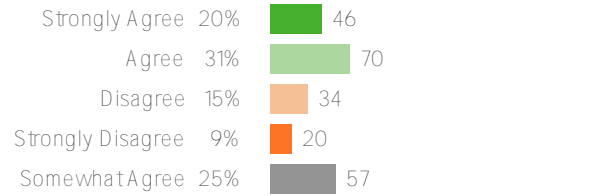
How did people respond?

Q.1: How often do people treat each other with respect at your school?



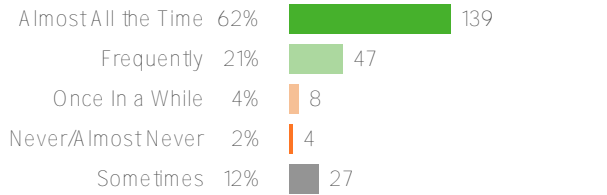
Favorable: **85%**

Q.2: The behavior of other students does not affect my learning at my school.



Favorable: **68%**

Q.3: At your school, adults treat students with respect



Favorable: **94%**

# School Safety

Your average

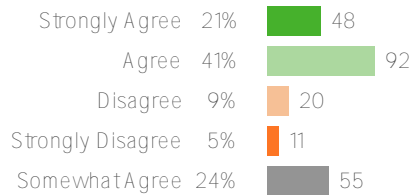
## 78%

228 responses

District average: **70%** Washington Elementary School District

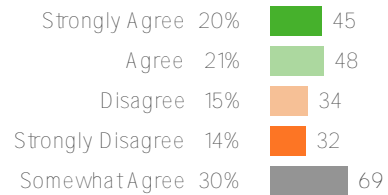
How did people respond?

Q.1: Students in my school can disagree with each other without using physical contact.



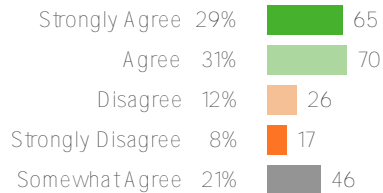
Favorable: **82%**

Q.2: Students in my school do not bully other students.



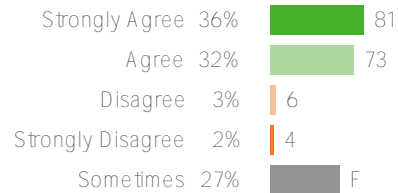
Favorable: **58%**

Q.3: I do not worry about my physical safety while at school.



Favorable: **76%**

Q.4: If a student is bullied in school, they know how to get help.



Favorable: **94%**

# School operations

Your average

72%

228 responses

District average: 75% Washington Elementary School District

---



# Social Awareness

Your average

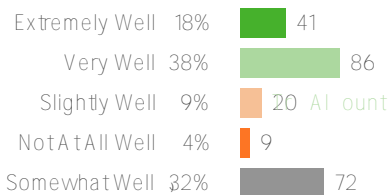
# 84%

228 responses

District average: **79%** Washington Elementary School District

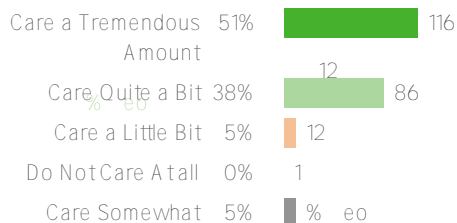
How did people respond?

Q.1: How well do you understand other people's thoughts and ideas?



Favorable: **81%**

Q.2: How much do you care about other people's feelings?



Favorable: **94%**



---

Favorable: 73%

# Student Engagement

Your average

65%

228 responses

District average: 59% Washington Elementary School District

How did people respond?

---

Q.1: How often do you get so focused on activities in your classes that you lose track of time?

---

Favorable: 73%

